

# EUCO WATERSTOP PVC

## FLEXIBLE PVC WATERSTOP


**EUCLID CHEMICAL**

### PACKAGING

EUCO WATERSTOP PVC is supplied in 15m rolls.

### SHELF LIFE

5 Years from production if stored properly in original, unopened and undamaged sealed packaging in dry conditions out of direct sunlight at temperatures between +10°C and +35°C

### DESCRIPTION

EUCO WATERSTOP PVC is extruded from specially compounded PVC and is designed for use in water retaining and water excluding structures where a positive seal is required for pour in-situ concrete expansion, construction and contraction joints. EUCO WATERSTOP PVC is available in different sizes and types, depending on the requirements.

### PRODUCT CHARACTERISTICS

#### FEATURES / BENEFITS

- Full range of profiles and sizes to suit all construction requirements
- Suitable for high water pressure to a maximum of 6 bar
- High quality compounded PVC for long durability and integrity, conforms with CKS 389:1973
- Easy to weld on site

#### PRIMARY APPLICATIONS

##### Water retaining structures

- Water tanks
- Bund walls
- Sewage treatment plants
- Reservoirs
- Dams and spillways
- Water treatment plants
- Swimming pools

##### Water excluding structures

- Basement areas
- Underground car parks
- Tunnels
- Retaining walls
- Suspended slabs
- Below ground slabs
- Roof slabs

### TECHNICAL INFORMATION

The following are typical values obtained under laboratory conditions. Expect reasonable variation under field conditions.

PROPERTY	
Colour	Blue
Material Type	Polyvinyl Chloride
Welding Temperatures	Approximately 180°C to 200°C

#### Physical Properties:

Property	Test Method	Result
Tensile Strength (MPa)	ISO 37:2005	13.00
Elongation at Break (%)	ISO 37:2005	> 300
Water Absorption at 32°C (%)	ISO 62:2008	0.21
Specific Gravity (g/cm <sup>3</sup> )	BS 2782-6	1.4
Hardness, Shore A	ISO 868:2003	80
Thermal Stability (minute)	BS EN 60811-3-2:1995	106
Loss of Mass (g/cm <sup>3</sup> )	BS EN 60811-3-2:1995	0.004

Euco Waterstop PVC (3) July 2023 replaces July 2022

To the best of our knowledge the technical data contained herein are true and accurate at the date of issuance and are subject to change without prior notice. User must contact StonCor Africa to verify correctness before specifying or ordering. No guarantee of accuracy is given or implied. We guarantee our products to conform to StonCor Africa Quality Control. We assume no responsibility for coverage, performance or injuries resulting from use. Liability, if any, is limited to replacement of products. Prices and cost data, if shown, are subject to change without prior notice. NO OTHER WARRANTY OR GUARANTEE OF ANY KIND IS MADE BY STONCOR AFRICA, EXPRESS OR IMPLIED, STATUTORY BY OPERATION OF LAW OR OTHERWISE, INCLUDING MERCHANTABILITY AND FITNESS FOR A PARTICULAR PURPOSE.

---

## DIRECTIONS FOR USE

**Placing of EUCO WATERSTOP PVC:** Placing is executed in accordance with the engineer's drawing on which EUCO WATERSTOP PVC profile and the position are required. Level differenced, bends, junctions, etc. should be carefully considered before placing.

**Centrally Placed Waterstop:** These waterstops are positioned within the thickness of the concrete components and as a result are supported by concrete on both sides. They are therefore able to withstand water pressure from either side. This makes them suitable for use in water retaining structures.

**Externally Placed Waterstop:** These waterstops are designed for use in basement, foundation and floor slab construction in vertical and horizontal joints in both water retaining and water excluding structures. When used on walls, externally placed waterstops will only resist water pressure from the face to which they are fixed. When used below floor slabs, where the waterstop is supported by the blinding concrete or when placed in vertical situation against permanent concrete shuttering, externally placed waterstops will resist positive water pressure.

**Installation Instruction:** EUCO WATERSTOP PVC must be installed so that it is securely held in its correct position while the concrete is being placed. Concrete must be fully compacted around the waterstop to ensure that no voids or porous areas remain. Where reinforcement is present, an adequate clearance must be left to permit proper compaction.

**Site Jointing Instruction:** Jointing of EUCO WATERSTOP PVC is carried out using special heat welding equipment. The roll or butted ends that are to be joined need to be square and held in alignment in a jig. The ends are then pressed against either side of a special heated blade, until an even, molten bead of PVC appears around the section. The heated blade is then removed and the molten ends pressed fully together. The PVC cools to form a strong fusion welded joint.

---

## EUCO WATERSTOP PROFILE DESIGNATION

Joint Type	Profile Type	Width, mm	Nominal thickness at centre, mm	Roll length, m
<b>Centrally placed waterstops: Installation in the centre of the concrete structures</b>				
Expansion Joints (EI)	150 EI	150	5	15
	200 EI	200	5	15
	250 EI	250	5	15
Construction Joints (CI)	150 CI	150	5	15
	200 CI	200	5	15
	250 CI	250	5	15
<b>External waterstops: Installation on the surface bed or external outer facing surface</b>				
Expansion Joints (EE)	150 EE	150	5	15
	200 EE	200	5	15
	250 EE	250	5	15
Construction Joints (CE)	150 CE	150	5	15
	200 CE	200	5	15
	250 CE	250	5	15

---

## EUCO WATERSTOP TYPE SELECTION

Selection of the appropriate profile and size is primarily determined by 3 factors:

1. The primary criteria is the implied water pressure to be extended on the joint. This can be referenced against the **Corps of American Engineers Standard EM 1110-2-2102**. The standard determines **profile thickness and width** against the specified water pressure.
2. The **type of joint** to be sealed, expansion or construction joint.
3. The **thickness of the concrete**, allowing for sufficient coverage, ideally a minimum of 50mm to either side of the waterstop, ensuring proper placement within the concrete.

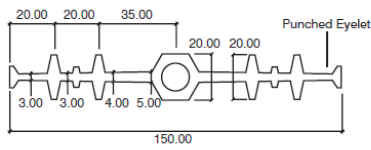
---

Euco Waterstop PVC (3) July 2023 replaces July 2022

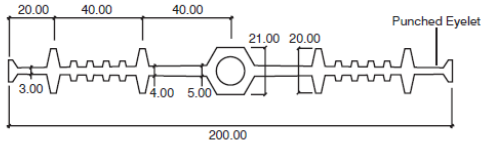
To the best of our knowledge the technical data contained herein are true and accurate at the date of issuance and are subject to change without prior notice. User must contact StonCor Africa to verify correctness before specifying or ordering. No guarantee of accuracy is given or implied. We guarantee our products to conform to StonCor Africa Quality Control. We assume no responsibility for coverage, performance or injuries resulting from use. Liability, if any, is limited to replacement of products. Prices and cost data, if shown, are subject to change without prior notice. NO OTHER WARRANTY OR GUARANTEE OF ANY KIND IS MADE BY STONCOR AFRICA, EXPRESS OR IMPLIED, STATUTORY BY OPERATION OF LAW OR OTHERWISE, INCLUDING MERCHANTABILITY AND FITNESS FOR A PARTICULAR PURPOSE.

## PROFILE SELECTION DETAILS

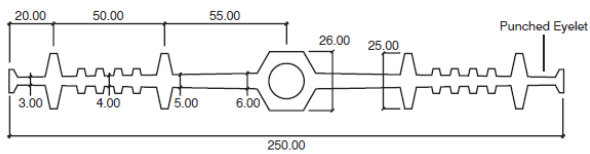
### FOR EXPANSION JOINTS



Euco Waterstop PVC 150 EI

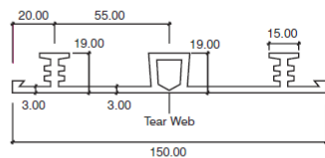


Euco Waterstop PVC 200 EI

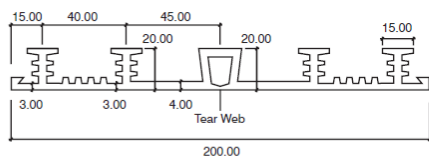


Euco Waterstop PVC 250 EI

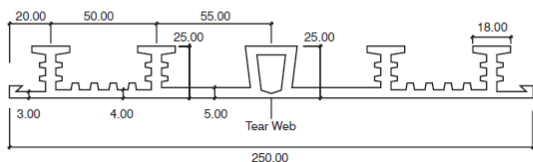
### FOR EXPANSION JOINTS



Euco Waterstop PVC 150 EE

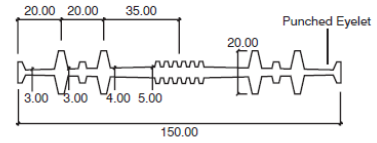


Euco Waterstop PVC 200 EE

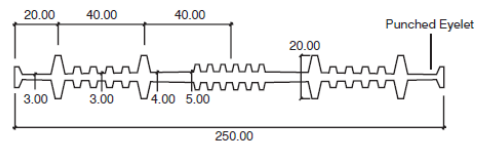


Euco Waterstop PVC 250 EE

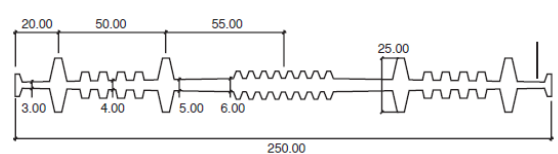
### FOR CONSTRUCTION JOINTS



Euco Waterstop PVC 150 CI

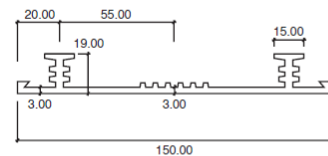


Euco Waterstop PVC 200 CI

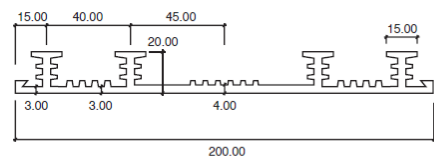


Euco Waterstop PVC 250 CI

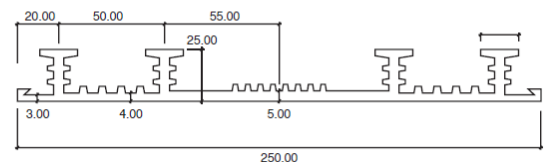
### FOR CONSTRUCTION JOINTS



Euco Waterstop PVC 150 CE



Euco Waterstop PVC 200 CE

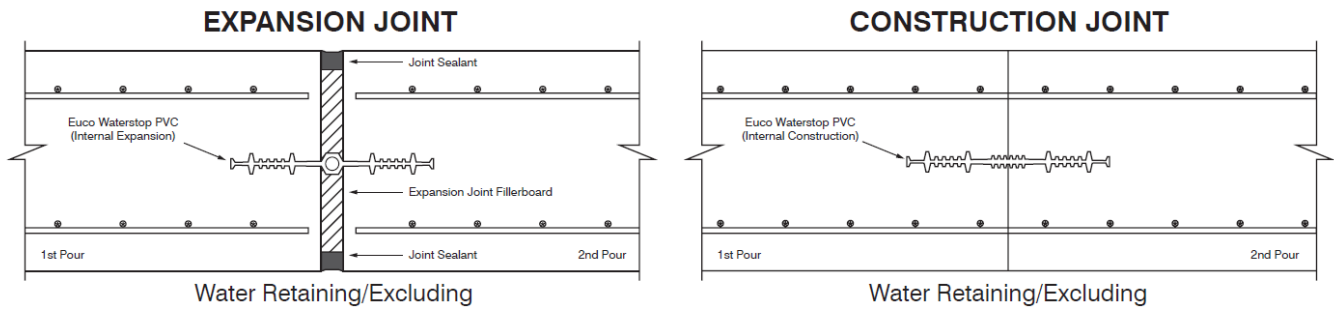


Euco Waterstop PVC 250 CE

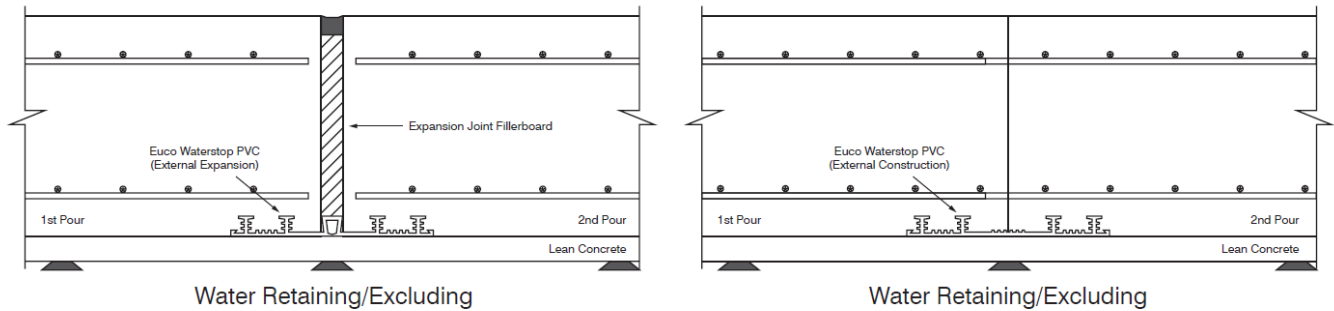
Euco Waterstop PVC (3) July 2023 replaces July 2022

To the best of our knowledge the technical data contained herein are true and accurate at the date of issuance and are subject to change without prior notice. User must contact StonCor Africa to verify correctness before specifying or ordering. No guarantee of accuracy is given or implied. We guarantee our products to conform to StonCor Africa Quality Control. We assume no responsibility for coverage, performance or injuries resulting from use. Liability, if any, is limited to replacement of products. Prices and cost data, if shown, are subject to change without prior notice. NO OTHER WARRANTY OR GUARANTEE OF ANY KIND IS MADE BY STONCOR AFRICA, EXPRESS OR IMPLIED, STATUTORY BY OPERATION OF LAW OR OTHERWISE, INCLUDING MERCHANTABILITY AND FITNESS FOR A PARTICULAR PURPOSE.

## TYPICAL APPLICATIONS



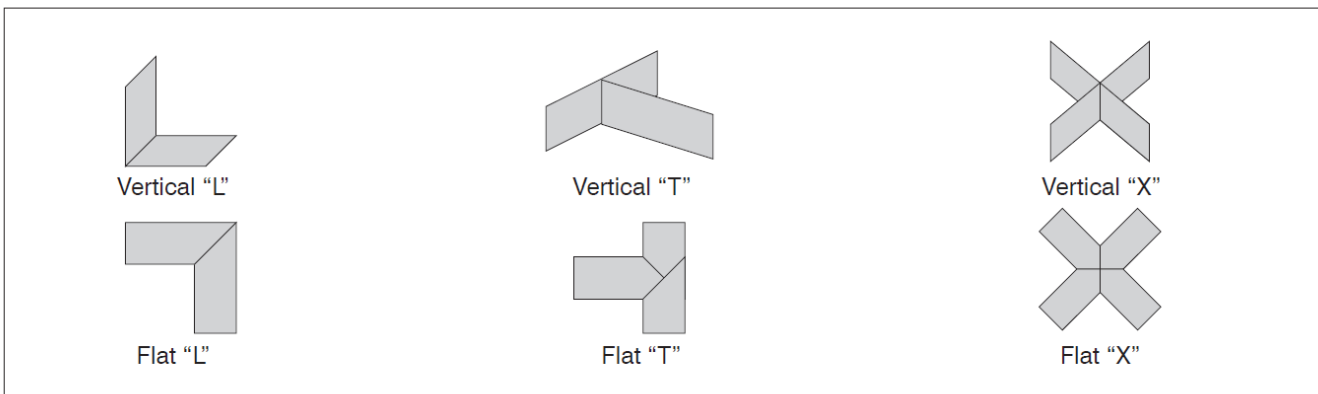
### STANDARD DETAIL OF WALL APPLICATIONS



### STANDARD DETAIL OF GROUND SLAB APPLICATIONS

## INTERSECTIONS

Below are typical intersection pieces that can be pre-fabricated by the applicator for ease of placement followed by welding of butt joints to the lengths of EUCO WATERSTOP PVC. Please refer to a Euclid Technical Consultant for non-standard intersections and dissimilar profile jointing for assistance if required.



Euco Waterstop PVC (3) July 2023 replaces July 2022

To the best of our knowledge the technical data contained herein are true and accurate at the date of issuance and are subject to change without prior notice. User must contact StonCor Africa to verify correctness before specifying or ordering. No guarantee of accuracy is given or implied. We guarantee our products to conform to StonCor Africa Quality Control. We assume no responsibility for coverage, performance or injuries resulting from use. Liability, if any, is limited to replacement of products. Prices and cost data, if shown, are subject to change without prior notice. NO OTHER WARRANTY OR GUARANTEE OF ANY KIND IS MADE BY STONCOR AFRICA, EXPRESS OR IMPLIED, STATUTORY BY OPERATION OF LAW OR OTHERWISE, INCLUDING MERCHANTABILITY AND FITNESS FOR A PARTICULAR PURPOSE.